

CLIMATE COMFORT | COOLING AND FREEZING FOR MOBILE SERVICES

**MOBILE flexcool** | PHARMA



A WORLD OF COMFORT





## ESPAR'S MOBILE FLEX-COOL PHARMA





### MEDICAL & PHARMACEUTICAL COLD CHAIN SOLUTION

Espar's new Mobile Flex-Cool Pharma is the rugged, lightweight, and portable solution for the transport of temperature-critical goods. The Mobile Flex-Cool Pharma refrigeration unit ensures the transported product's quality by keeping a set temperature point at all times. Temperature settings can be made easily with built-in controls and can range from -24°C (-11°F) to +40°C (104°F). Additionally, containers are made of easy-to-clean molded polyethylene and fully comply with health and safety standards. These units are equipped with hermetic DC compressors with an integrated AC rectifier allowing the user to switch the power source of the vehicle directly to the power grid. They come in a range of sizes, from 22L (5G) to 915L (242G), and with a variety of accessories, each unit can be customized to suit your precise needs.

#### PERFECT FOR TRANSPORTING:

- Blood, Plasma, and other Biologicals
- Vaccines, Medication, and other Pharmaceuticals

#### MOBILE FLEX-COOL PHARMA

								
Version	22 FH (Cooling & Freezing)		37 CH / 37 FH		87 CH / 87 FH		242 CH / 242 FH	
Capacity (Liters/Gallons)	82 / 21.7		140 / 37		330 / 87.2		915 / 241.7	
Cooling temperature at 30°C/86°F ambient temperature (°C/°F)	-24°C / -11°F		CH: -10°C / 14°F FH: -21°C / -6°F		CH: 0°C / 32°F FH: -21°C / -6°F		CH: > 0°C / 32°F FH: -24°C / -11°F	
Current draw at 12-24 V	9 - 4 A		9 - 4 A / 18 - 9 A		9 - 4 A / 18 - 9 A		18 A / 25 A	
Current draw at 100-240 V	1.6 - 0.8 A	50 - 60 Hz	1.6 - 0.8 A 3 - 1.5 A	50 - 60 Hz	1.6 - 0.8 A 3 - 1.5 A	50 - 60 Hz	1 - 0.6 A 3 - 1.5 A	50 - 60 Hz
Wall foam insulation	70 mm PU*	K < 0.4 W/ (m²K)	80-100 mm PU*	K < 0.4 W/ (m²K)	100 mm PU*	K < 0.4 W/ (m²K)	130 mm PU*	K < 0.28 W/ (m²K)
Interior dimensions (L x W x H in cm/in)	54 x 37 x 36 20.5 x 14 x 13.5		52.07 x 41 x 51 20.5 x 16 x 20		71 x 61 x 66 27.98 x 24 x 26		113.48 x 93 x 83 44.68 x 36.5 x 31.5	
Exterior dimensions (L x W x H in cm/in)	94 x 56 x 55 37 x 22 x 21.5		100 x 62 x 71 39 x 24 x 27.5		102 x 100 x 91 40 x 39 x 35.5		150 x 120 x 118 59 x 47 x 46	
Weight (kg/lb)	29 / 64		42 / 92		92 / 202		162 / 357 166 / 366	

\* PU = wall foam insulation with polyurethane rigid foam